

## K-60

### Corrosion protective heat-shrinkable sleeve

For more than 35 years, Canusa-CPS has been a leading developer and manufacturer of specialty pipeline coatings for the sealing and corrosion protection of pipeline joints and other substrates. Canusa-CPS high performance products are manufactured to the highest quality standards and are available in a number of configurations to accommodate many specific project applications.

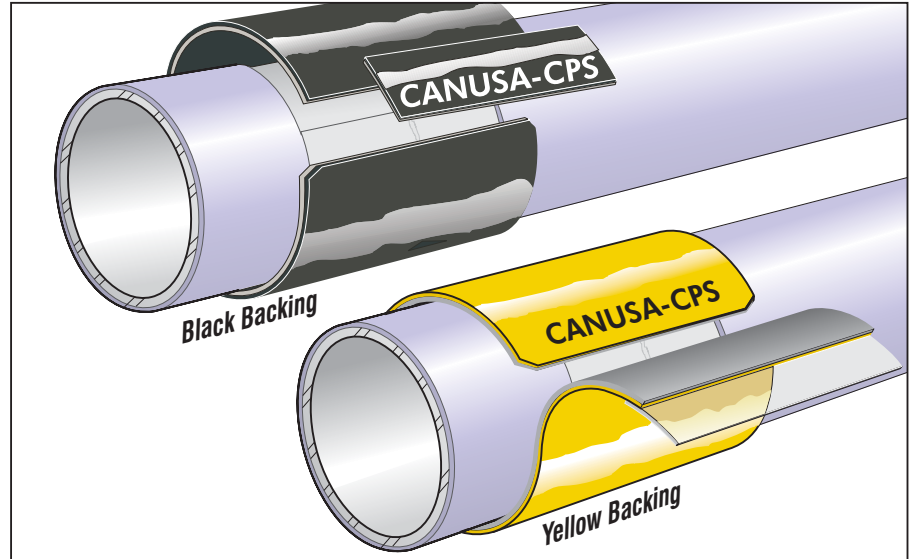
#### Product Description

The Canusa K-60 wraparound sleeve is designed for corrosion protection of buried and exposed steel pipelines operating up to 60°C (140°F). K-60 consists of a crosslinked polyolefin backing, coated with a technologically advanced corrosion protective adhesive, which effectively bonds to steel substrates and common pipeline coatings including polyethylene and fusion bonded epoxy.

#### Features & Benefits

##### Rapid & Reliable Installation

K-60 has a patented one-piece Wrapid Sleeve™ construction that incorporates a pre-attached closure strip as part of the sleeve. Because the closure has been factory applied, quick and reliable field installation is easy to accomplish. For added flexibility, CanusaWrap™ two-piece cut sleeves or bulk rolls are also available. K-60 is supplied with a yellow polyethylene backing for buried pipelines or a black backing with added UV resistance for above ground pipelines.






#### Long-Term Corrosion Protection

K-60 provides excellent resistance to cathodic disbondment resulting in effective long term corrosion protection. Once installed, K-60 provides the structural integrity of a seamless tube, and provides the substrate with durable protection against abrasion and chemical attack.

#### Saves Time & Money

K-60 can be supplied with a pre-attached closure or in bulk roll / cut sheet format with a separate closure. This versatility provides contractors choice and convenience depending on the type of project. For large projects, the unique construction of a pre-attached closure allows for quicker installation time versus handling, positioning and installing separate closures. For smaller projects or where multiple pipeline diameters are present, the convenience of bulk rolls or pre-cut sleeves with separate closures provides for maximum flexibility and minimizes inventory costs.

#### Applications

-  2LPE Pipeline Coatings
-  Fusion Bonded Epoxy
-  Pre-Insulated Pipes

#### Configurations

-  Wrapid Sleeve™
-  CanusaWrap™
-  2-Layer
-  Standard Shrink

#### Pipe Sizes

-  55 - 610 (2" - 24")

#### Temperature Range

-  Up to 60°C (140°F)

## Product Selection Guide

<b>Sleeve Operating Characteristics</b>	<p><b>Pipeline Operating Temperature</b></p>	Celsius	Fahrenheit	<b>Mastic Adhesive</b> <b>K-60</b>
		110°	230°	
		90°	194°	
		70°	158°	
		50°	122°	
		30°	86°	
Minimum Installation Temperature  °C (°F) Maximum Pipeline Operating Temperature  °C (°F) Resistance to Circumferential Forces Resistance to Soil Stress Resistance to Axial Pipe Movement Main Line Coating Compatibility		65 (149) 60 (140) good good good PE, PP, FBE, PU, Coal tar, Bitumen,		

## Typical Product Properties

<b>Adhesive</b>	Softening Point	ASTM E28	°C (°F)	87 (189)
	Lap Shear	ASTM D1002	N/cm <sup>2</sup> (psi)	35 (51)
<b>Backing</b>	Specific Gravity	ASTM D792		.93
	Tensile Strength	ASTM D638	MPa (psi)	20 (2900)
	Elongation	ASTM D638	%	600
	Hardness	ASTM D2240	Shore D	46
	Abrasion Resistance	ASTM D1044	mg	45
	Volume Resistivity	ASTM D257	ohm-cm	10 <sup>17</sup>
<b>Sleeve</b>	Dielectric Voltage Brkdwn.	ASTM D149	kV/mm	20
	Impact	ASTM G14	J	10
	Indentation	ASTM G17	Holiday Test	pass @ 10 kV
	Peel Adhesion	ASTM D1000	N/cm (pli)	88 (50)
	Cathodic Disbondment	ASTM G8	mm rad	8
	Water Absorption	ASTM D570	%	0.05
Low Temp. Flexibility	ASTM D2671C	°C (°F)	-20 (-4)	

## How To Order<sup>1</sup>:

<b>Dimensions &amp; Ordering Info</b>	<b>K-60 230-450 YE</b>		<b>Standard Ordering Options</b>		<p><b>Min. Sleeve Width =</b> Bare Steel Dimension + 50 mm (2") min. on each side of the pipe joint.</p>
	Colour	Sleeve Width	T Thickness	L Thickness	
	Pipe Size	Adhesive (min. thickness as supplied)	T	L	
	Backing (min. thickness as supplied)	Product Name	YE-Yellow, BK - Black		
			<b>300mm, 450mm, 600mm, 900mm</b> (12", 18", 24", 36")		
			<b>55 - 610mm (2" - 24")</b>		
			<b>1.25 mm (50 mils)</b>	<b>1.7 mm (65 mils)</b>	
			<b>0.6 mm (25 mils)</b>	<b>0.9 mm (36 mils)</b>	
			<b>K-60</b>		

The above represent standard Wrapid Sleeve™ ordering options. Consult your Canusa representative for any unique project requirements.

<sup>1</sup> For CanusaWrap™ bulk rolls, consult you Canusa representative. K-60 requires CLW closures.



[www.canusacps.com](http://www.canusacps.com)

**Canada**  
CANUSA-CPS  
a division of SHAWCOR LTD.  
25 Bethridge Road  
Toronto, Ontario  
M9W 1M7,  
Canada  
Tel: +1 (416) 743-7111  
Fax: +1 (416) 743-5927

**U.S.A./Latin America**  
CANUSA-CPS  
a division of SHAWCOR INC.  
2408 Timberloch Place  
Building C-8  
The Woodlands, Texas  
77380, U.S.A.  
Tel: +1 (281) 367-8866  
Fax: +1 (281) 367-4304

**Europe/Middle East**  
CANUSA-CPS  
a division of Canusa Systems Ltd.  
Unit 3, Sterling Park  
Gatwick Road  
Crawley, West Sussex  
England RH10 9QT  
Tel: +44 (1293) 541254  
Fax: +44 (1293) 541777

**Asia/Pacific**  
CANUSA-CPS  
Bredero Shaw (S) Pte Ltd  
#05-31, Blk 52, Frontier  
Ubi Avenue 3  
Singapore  
408867  
Tel: +65-6749-8918  
Fax: +65-6749-8919

Canusa warrants that the product conforms to its chemical and physical description and is appropriate for the use stated on the installation guide when used in compliance with Canusa's written instructions. Since many installation factors are beyond our control, the user shall determine the suitability of the products for the intended use and assume all risks and liabilities in connection therewith. Canusa's liability is stated in the standard terms and conditions of sale. Canusa makes no other warranty either expressed or implied. All information contained in this installation guide is to be used as a guide and is subject to change without notice. This installation guide supersedes all previous installation guides on this product. E&OE